




Terminals & Splices > Quick Disconnects



Quick Disconnect Terminal Type: **Receptacle**

Wire Size: **.51 – 1.03 mm²**

Mating Tab Width: **4.75 mm [.187 in]**

Mating Tab Thickness: **.51 mm [.02 in]**

Features

Product Type Features

Terminates To	Wire & Cable
Wire Stop	No
Wire/Cable Type	Discrete Wire
Insertion Force	Normal

Contact Features

Quick Disconnect Terminal Type	Receptacle
Mating Tab Width	4.75 mm[.187 in]
Mating Tab Thickness	.51 mm[.02 in]
Terminal Orientation	Straight
Contact Base Material	Brass
Terminal Plating Material	Unplated
Crimp Type	F-Crimp
Barrel Type	Open

Mechanical Attachment

Mating Retention Type	Dimple
-----------------------	--------



Wire Insulation Support	With
-------------------------	------

Dimensions

Accepts Wire Insulation Diameter Range	2.01 – 3.3 mm [.079 – .13 in]
Overall Length	15.1 mm [.594 in]
Receptacle Terminal Stock Thickness	.3 mm [.012 in]
Wire Size	.51 – 1.03 mm ²

Usage Conditions

Insulation Option	Uninsulated
Operating Temperature Range	-40 – 110 °C [-40 – 230 °F]

Industry Standards

UL Rating	Listed
-----------	--------

Packaging Features

Packaging Quantity	15000
Packaging Method	Strip/Reel

Product Compliance

[For compliance documentation, visit the product page on TE.com>](#)

EU RoHS Directive 2011/65/EU	Compliant
EU ELV Directive 2000/53/EC	Compliant
China RoHS 2 Directive MIIT Order No 32, 2016	No Restricted Materials Above Threshold
EU REACH Regulation (EC) No. 1907/2006	Current ECHA Candidate List: JUNE 2022 (224) Candidate List Declared Against: JUNE 2022 (224) Does not contain REACH SVHC
Halogen Content	Low Halogen - Br, Cl, F, I < 900 ppm per homogenous material. Also BFR/CFR/PVC Free
Solder Process Capability	Not applicable for solder process capability

Product Compliance Disclaimer

This information is provided based on reasonable inquiry of our suppliers and represents our current actual knowledge based on the information they provided. This information is subject to change. The part numbers that TE has identified as EU RoHS compliant have a maximum concentration of 0.1% by weight in homogenous materials for lead, hexavalent chromium, mercury, PBB, PBDE, DBP, BBP, DEHP, DIBP, and 0.01% for cadmium, or qualify for an exemption to these limits as defined in the Annexes of Directive 2011/65/EU (RoHS2). Finished electrical and electronic equipment products will be CE marked as required by Directive 2011/65/EU. Components may not be CE marked. Additionally, the part numbers that TE has identified as EU ELV compliant have a maximum concentration of 0.1% by weight in homogenous

materials for lead, hexavalent chromium, and mercury, and 0.01% for cadmium, or qualify for an exemption to these limits as defined in the Annexes of Directive 2000/53/EC (ELV). Regarding the REACH Regulation, the information TE provides on SVHC in articles for this part number is based on the latest European Chemicals Agency (ECHA) 'Guidance on requirements for substances in articles' posted at this URL: <https://echa.europa.eu/guidance-documents/guidance-on-reach>

Compatible Parts



TE Part # 1-2133394-1
187 FASTON HSG., REC., 1 POS, NATURAL



TE Part # 1-2133394-2
187 FASTON HSG., REC., 1 POS, BLACK



TE Part # 1-2133394-3
187 FASTON HSG., REC., 1 POS, RED



TE Part # 2-2133394-1
187 FASTON HSG., REC., 1 POS, NATURAL



TE Part # 2-2150279-1
OCEAN_2.0_Applicator-E-080F130F



TE Part # 2-2150279-2
OCEAN_2.0_Applicator-E-080F130F



TE Part # 2150279-1
OCEAN_2.0_Applicator-E-080F130F



TE Part # 2150279-2
OCEAN_2.0_Applicator-E-080F130F




KIT
REPRESENTATION ONLY

TE Part # 7-2150279-7
OCEAN_2.0_SPARE_PART_KIT-080F130F




TE Part # 881624-6
187 FASTON REC 17-14 AWG BR


Also in the Series | FASTON 187




Crimp Terminal Housings(41)



Insertion & Extraction Tools(1)



Joints & Splices(1)



PCB Terminals(48)



Quick Disconnects(213)



Splices(1)

Documents

Product Drawings

[187 FASTON REC 20-17 AWG BR](#)

English

CAD Files

[3D PDF](#)

3D

Customer View Model

[ENG_CVM_CVM_881623-8_P.2d_dxf.zip](#)

English

Customer View Model

[ENG_CVM_CVM_881623-8_P.3d_igs.zip](#)

English

Customer View Model

[ENG_CVM_CVM_881623-8_P.3d_stp.zip](#)

English

By downloading the CAD file I accept and agree to the [Terms and Conditions](#) of use.

Product Specifications

[EB**General Application Specification for Open Barrel Terminals](#)

English

[Application Specification](#)

English

Product Environmental Compliance

[MD_881623-8_071220122227](#)

English

[MD_881623-8_071220122227](#)

English

[TE Material Declaration](#)

English